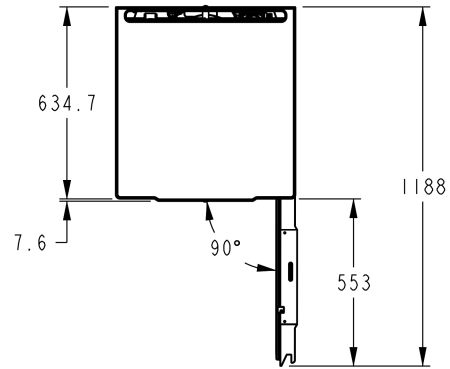
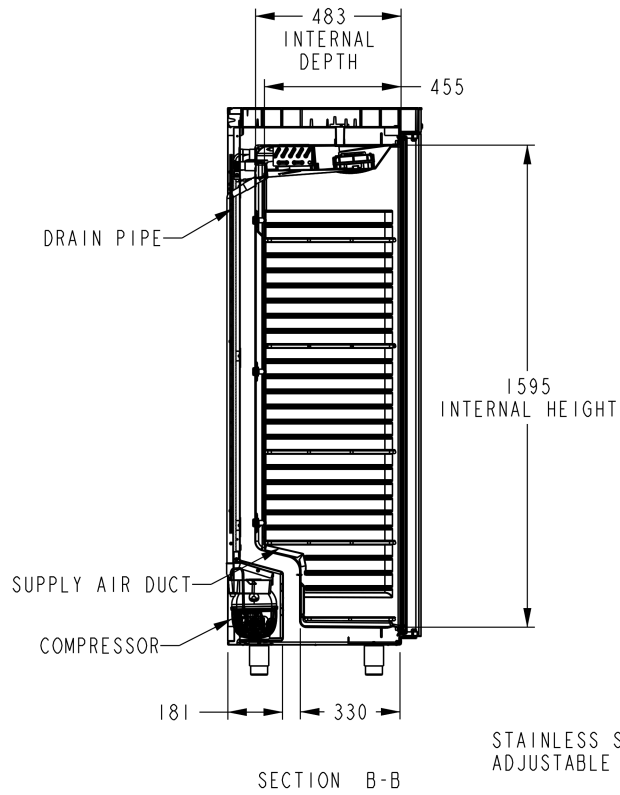


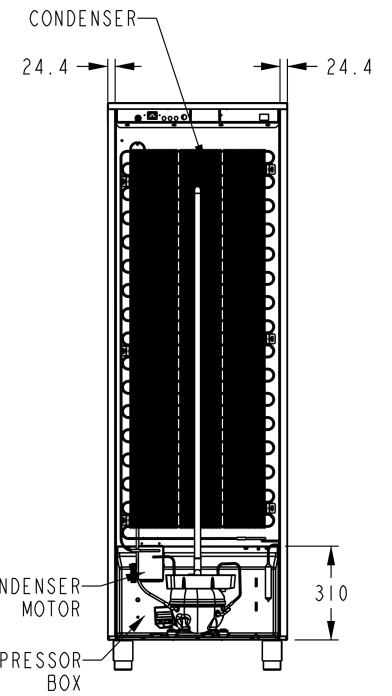
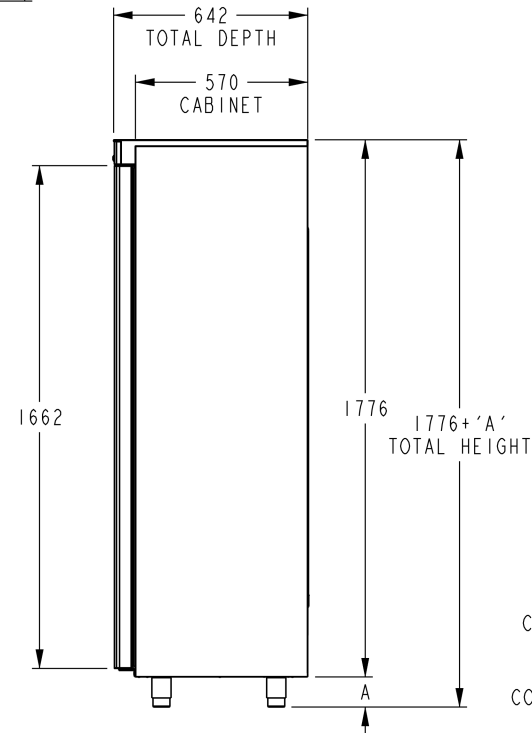
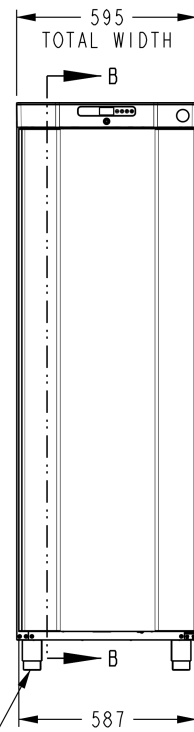
WITHOUT DOOR
SECTION C-C
SCALE 0.040



	DIM 'A'
ADJUSTABLE LEG 100-130mm	100mm
ADJUSTABLE LEG 130-200mm	130mm
CASTOR WHEEL	125mm



STAINLESS STEEL
ADJUSTABLE LEGS
OR
CASTOR WHEEL



ITEM	UPRIGHT SOLID DOOR CHILLER	UPRIGHT SOLID DOOR FREEZER
MODEL NAME	COMPACT K420	COMPACT F420
POWER SUPPLY	SINGLE PHASE, 220-240V AC, 50HZ	SINGLE PHASE, 220-240V AC, 50HZ
POWER CORD	3M / AMPERAGE AS PER COUNTRY SPECIFICATION	3M / AMPERAGE AS PER COUNTRY SPECIFICATION
OUTSIDE DIMENSIONS (mm)	595(W)X642(D)X1776+A(H)	595(W)X642(D)X1776+A(H)
INSIDE DIMENSIONS (mm)	490(W)X483(D)X1595(H)	490(W)X483(D)X1595(H)
EXTERIOR MATERIAL	PRE-COATED SHEET / STAINLESS STEEL SS430	PRE-COATED SHEET / STAINLESS STEEL SS430
INTERIOR MATERIAL	HIPS	HIPS
INSULATION	POLYURETHANE FOAM (CFC FREE)	POLYURETHANE FOAM (CFC FREE)
INSULATION FOAM BLOWING AGENT	CYCLOPENTANE	CYCLOPENTANE
REFRIGERATION SYSTEM	FORCED COOLING	FORCED COOLING
COMPRESSOR	EMBRACO	EMBRACO
CONDENSER	WIRE ON TUBE TYPE	WIRE ON TUBE TYPE
EVAPORATOR	COPPER TUBE	COPPER TUBE
REFRIGERANT	R600a	R600a
OPERATING CONDITIONS	CLIMATIC CLASS4 : +30°C / 55% RH	CLIMATIC CLASS4 : +30°C / 55% RH
TEMPERATURE RANGE	+1°C TO +12°C	-25°C TO -5°C
CASTOR / LEGS	4NOS OF ADJUSTABLE LEGS (100-130mm) OR 4NOS OF ADJUSTABLE LEGS (130-200mm) OR 4NOS OF CASTOR WHEELS (125mm)S	4NOS OF ADJUSTABLE LEGS (100-130mm) OR 4NOS OF ADJUSTABLE LEGS (130-200mm) OR 4NOS OF CASTOR WHEELS (125mm)
SHELF	4NO BIG SHELF + 1NO SMALL SHELF	4NO BIG SHELF + 1NO SMALL SHELF